


ECE119 – Ψηφιακή Σχεδίαση

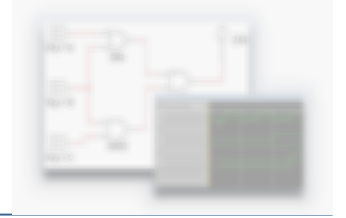
Διδάσκοντες Εργαστηρίου: Δ. Καραμπερόπουλος
Δ. Γαρυφάλλου

➤ Lab 1: Multisim installation

Multisim

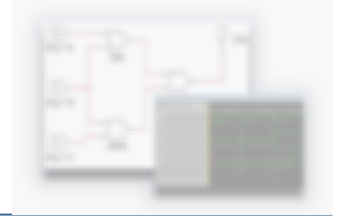


Multisim

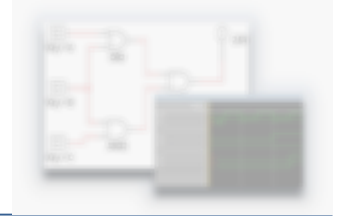


- Είναι λογισμικό για την **προσομοίωση κυκλωμάτων** αναπτύσσεται από την National Instruments (NI).
- Κατασκευάστηκε από την **Electronics Workbench** που τώρα είναι τμήμα της NI.
- Χρησιμοποιείται στην ακαδημία για εκπαιδευτικούς και ερευνητικούς σκοπούς, αλλά και στη βιομηχανία.

Multisim στο Εργαστήριο Ψηφιακής Σχεδίασης

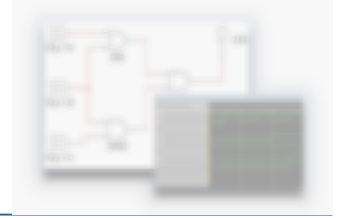


- Για να εκτελέσετε τις εργαστηριακές ασκήσεις του μαθήματος είναι απαραίτητη η λήψη και εγκατάσταση του **Multisim 14.3.0**
- Το Multisim διατίθεται **δωρεάν** σε φοιτητές για **7 ημέρες**.
- Η περίοδος αυτή μπορεί **να επεκταθεί στις 45 ημέρες**.
- **Προσοχή!!!** Για τις ανάγκες του εργαστηρίου θα πρέπει **να επεκτείνετε** την διάρκεια χρήσης του λογισμικού στις 45 ημέρες.



Διαδικασία εγκατάστασης (1)

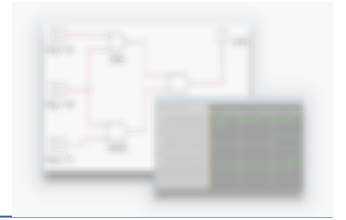
- Για να εγκαταστήσετε το Multisim θα πρέπει:
 - Να **εγγραφείτε** στην ιστοσελίδα της NI.
 - Να «**κατεβάσετε**» και να εγκαταστήσετε τον NI Package Manager.
 - Να **εγκαταστήσετε** την σουίτα Circuit Design Education μέρος της οποίας είναι το Multisim.
 - Να **επεκτείνετε** την άδεια χρήσης στις 45 ημέρες.



Διαδικασία εγκατάστασης (2)

- Το Multisim διατίθεται για **Microsoft Windows 10**.
- Η διαδικασία εγκατάστασης μπορεί να διαρκέσει ακόμη και 2 ώρες, ανάλογα με την ταχύτητα της σύνδεσής σας.
- Στις διαφάνειες που ακολουθούν παρουσιάζονται τα βήματα εγκατάστασης.

Λήψη λογισμικού



- Επισκεφθείτε την παρακάτω ιστοσελίδα και επιλέξτε την έκδοση 14.3 και **DOWNLOAD**

<https://www.ni.com/en-us/support/downloads/software-products/download.multisim.html#452133>

Multisim
Multisim is industry standard SPICE simulation and circuit design software for analog, digital, and power electronics in education and research.
[+ Read More](#)

DOWNLOADS

Supported OS [?] Windows [View Readme](#)

Version [?] 14.3

Included Editions [?] Education Professional

Application Bitness [?] 32-bit and 64-bit

Language [?] English, German

Multisim 14.3 Education

Release Date
4/28/22

Included Versions
14.3.0

> Supported OS

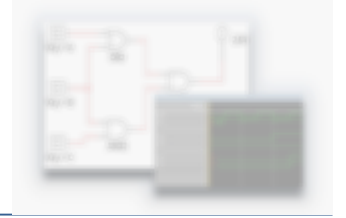
> Language

> Checksum

DOWNLOAD **INSTALL OFFLINE**

File Size
6.46 MB

Δημιουργία λογαριασμού στη NI



➤ Επιλέγετε **δημιουργία** λογαριασμού

NI User Account

Log In



Email

Password

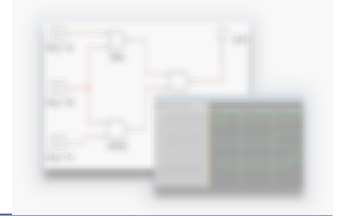
[Forgot Password?](#)

Stay logged in

LOG IN




[Create Account >](#)

Εγγραφή στη NI



➤ Συμπληρώστε ορθά τα στοιχεία σας

ni Solutions ▾ Products ▾ Perspectives Support ▾ Community

About Contact Us   

Create an NI User Account

[Already have an account? Log In >](#)

First Name **Last Name**

Role
 ▾

Email Address

Password

Every company tells you they're serious about privacy. We're not just any company, but the steps we take to protect your personal data are indeed serious.
[Review our Privacy Statement.](#)
NI will periodically send email about relevant products and services, and I can update my email preferences at any time.

Ενεργοποίηση λογαριασμού μέσω email



- Θα λάβετε ένα email από την NI. Αντιγράψτε τον σύνδεσμο που περιέχει στον browser

Please confirm your NI user account



NI <profile@ni.com>

Προς: FEVGAS ATHANASIOS



Δευ 3/10/2022 4:47 μ.μ.

Hello Thanasis,

To complete your account registration and ensure your identity, please confirm your email address by visiting the link below:

<https://lumen.ni.com/nicif/validateEmail.xhtml?t=fks1&k=c75cf9e99b8f0a58f8427aeaf60290db>

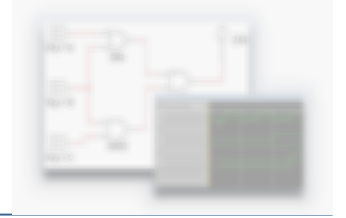
Note: this link will expire in 24 hours.

If you believe you have received this in error, please email profile@ni.com.

Sincerely,
NI

View the [NI Privacy Statement](#)

Ενεργοποίηση λογαριασμού μέσω email

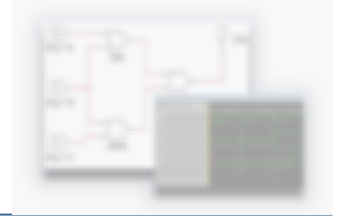


➤ Επιτυχής ολοκλήρωση εγγραφής

The screenshot shows the NI website's confirmation page. At the top, there is a navigation bar with the NI logo, menu items (Solutions, Products, Perspectives, Support, Community), and utility links (About, Contact Us, TF, search, cart). The main content area displays a large 'Thanks!' message, followed by the text 'Your NI User Account has been confirmed.' Below this, a 'CONTINUE' button is highlighted with a red rectangular border. At the bottom, there is a dark green footer with the NI logo and the slogan 'Engineer Ambitiously.™', along with a grid of links for Solutions, Orders, Company, and Support.

Solutions	Orders	Company	Support
Semiconductor	Find a Distributor	Leadership	Downloads
Transportation	Order Status and History	Careers	Product Documentation

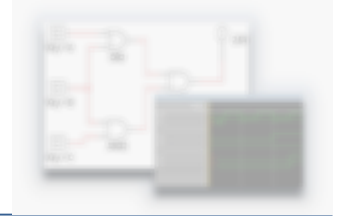
Λήψη πακέτου εγκατάστασης



➤ Αποθηκεύστε και στη συνέχεια **εκτελέστε** το αρχείο εγκατάστασης

The screenshot shows the NI website's download page for Multisim 14.3 Education. The navigation bar includes the NI logo, menu items (Solutions, Products, Perspectives, Support, Community), and utility icons (About, Contact Us, TF, search, cart). The main heading is "Downloading Multisim 14.3 Education". Below it, a "Next Steps" section with a download icon states: "After the download is complete, run the downloaded executable file to launch NI Package Manager and install the software." A red-bordered box highlights the instruction: "If the download doesn't start automatically, [restart the download now](#)." The "GETTING STARTED" section contains three columns: "Register Your Software" (benefits: streamlined technical support, calibration and repair services, critical notifications), "Activate a License" (benefits: full features of a software license, online and offline activation), and "Automate Software Installation on Multiple Computers" (benefits: install software on multiple computers, create a batch file for automation).

Εκτέλεση του πακέτου εγκατάστασης



➤ Αποδεχθείτε την άδεια χρήσης

NI Package Manager

Select Agree Review Finish

You must accept the license agreements below to proceed.

NI

NATIONAL INSTRUMENTS SOFTWARE LICENSE AGREEMENT

CAREFULLY READ THIS SOFTWARE LICENSE AGREEMENT ("AGREEMENT"). BY DOWNLOADING THE SOFTWARE AND/OR CLICKING THE APPLICABLE BUTTON TO COMPLETE THE INSTALLATION PROCESS, YOU AGREE TO BE BOUND BY THE TERMS OF THIS AGREEMENT. IF YOU DO NOT WISH TO BECOME A PARTY TO THIS AGREEMENT AND BE BOUND BY ITS TERMS AND CONDITIONS, DO NOT INSTALL OR USE THE SOFTWARE, AND RETURN THE SOFTWARE (WITH ALL ACCOMPANYING WRITTEN MATERIALS AND THEIR CONTAINERS) WITHIN THIRTY (30) DAYS OF RECEIPT. ALL RETURNS TO NI WILL BE SUBJECT TO NI'S THEN-CURRENT RETURN POLICY. If you are accepting these terms on behalf of an entity, you agree that you have authority to bind the entity to these terms.

The terms of this Agreement apply to the computer software provided with this Agreement, all updates or upgrades to the software that may be provided later by NI as part of any maintenance, technical support, or

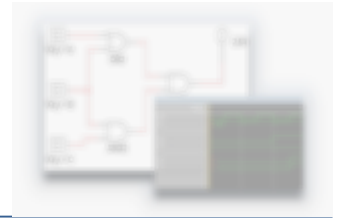
This license agreement applies to the following packages: NI Package Manager

I do not accept the license agreement.

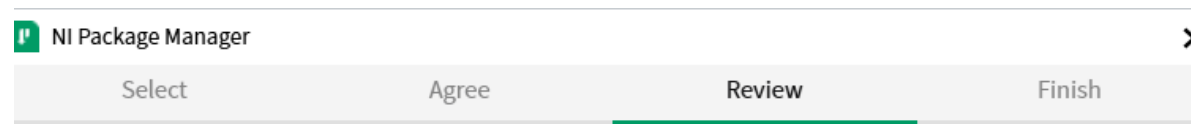
I accept the above license agreement.

Next

Έναρξη εγκατάστασης



➤ Ακολουθήστε τις προτεινόμενες ρυθμίσεις



WARNING - Please Disable Windows Fast Startup

Fast startup may cause problems with detecting or using your hardware.
It is recommended that you disable fast startup.

Note:

You will need to contact your administrator to disable fast startup if this setting is enabled through a group policy.

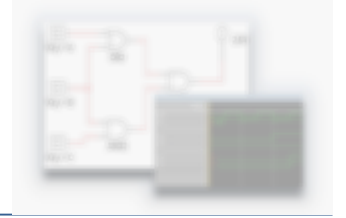
Disable Windows fast startup

Windows Fast Startup Information

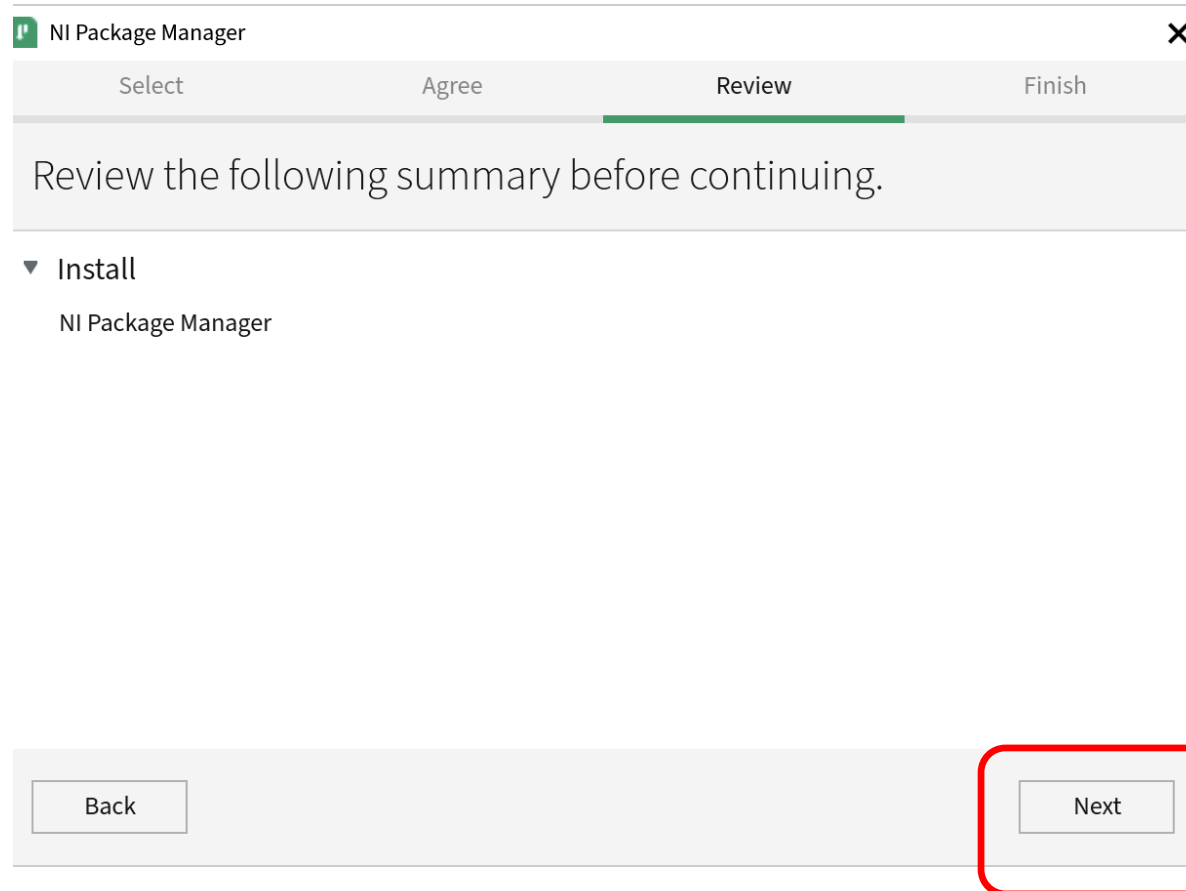
Back

Next

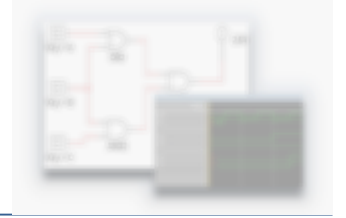
Εγκατάσταση NI Package Manager



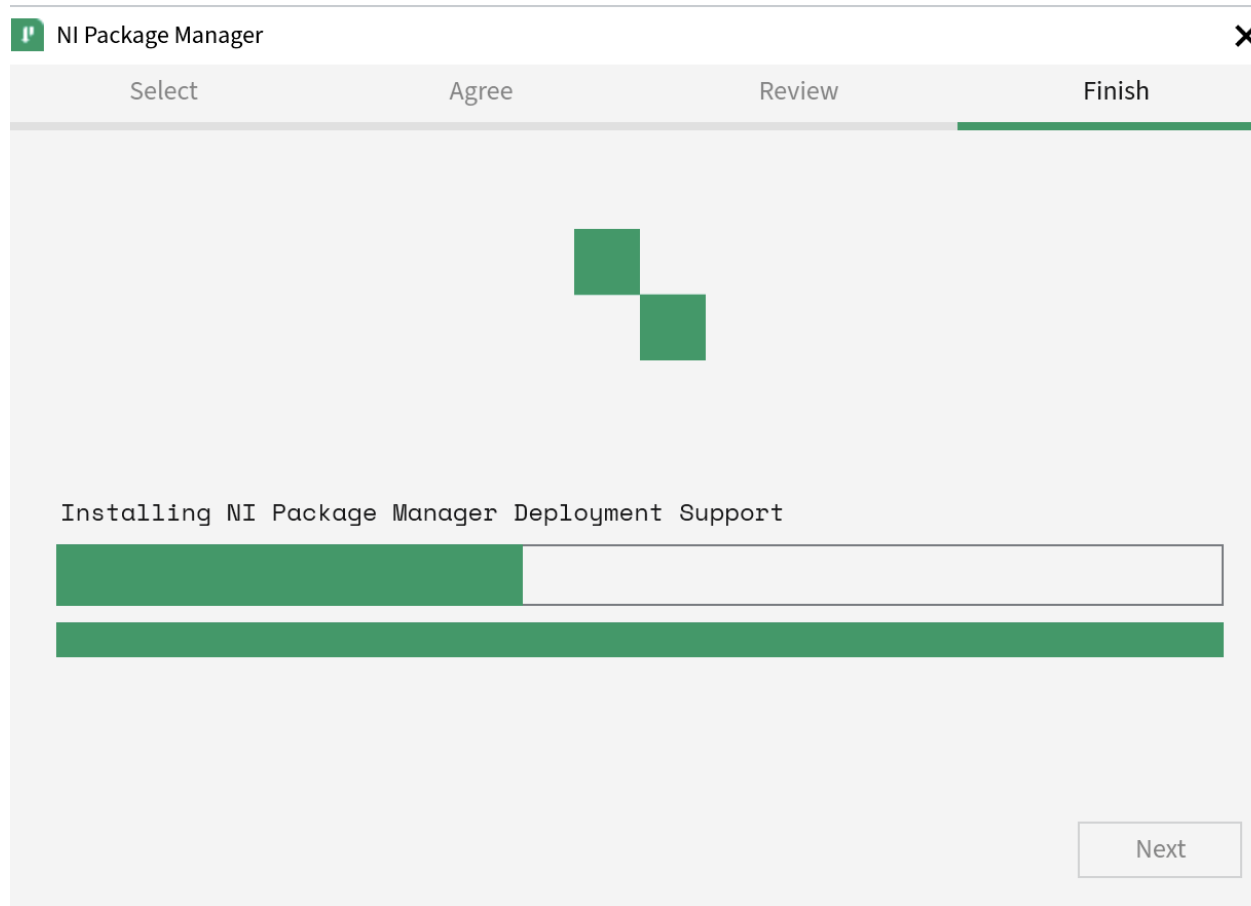
➤ Συνέχιση εγκατάστασης



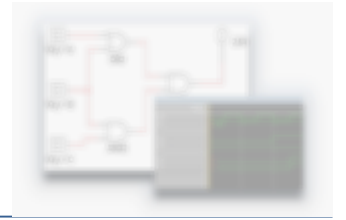
Εγκατάσταση NI Package Manager



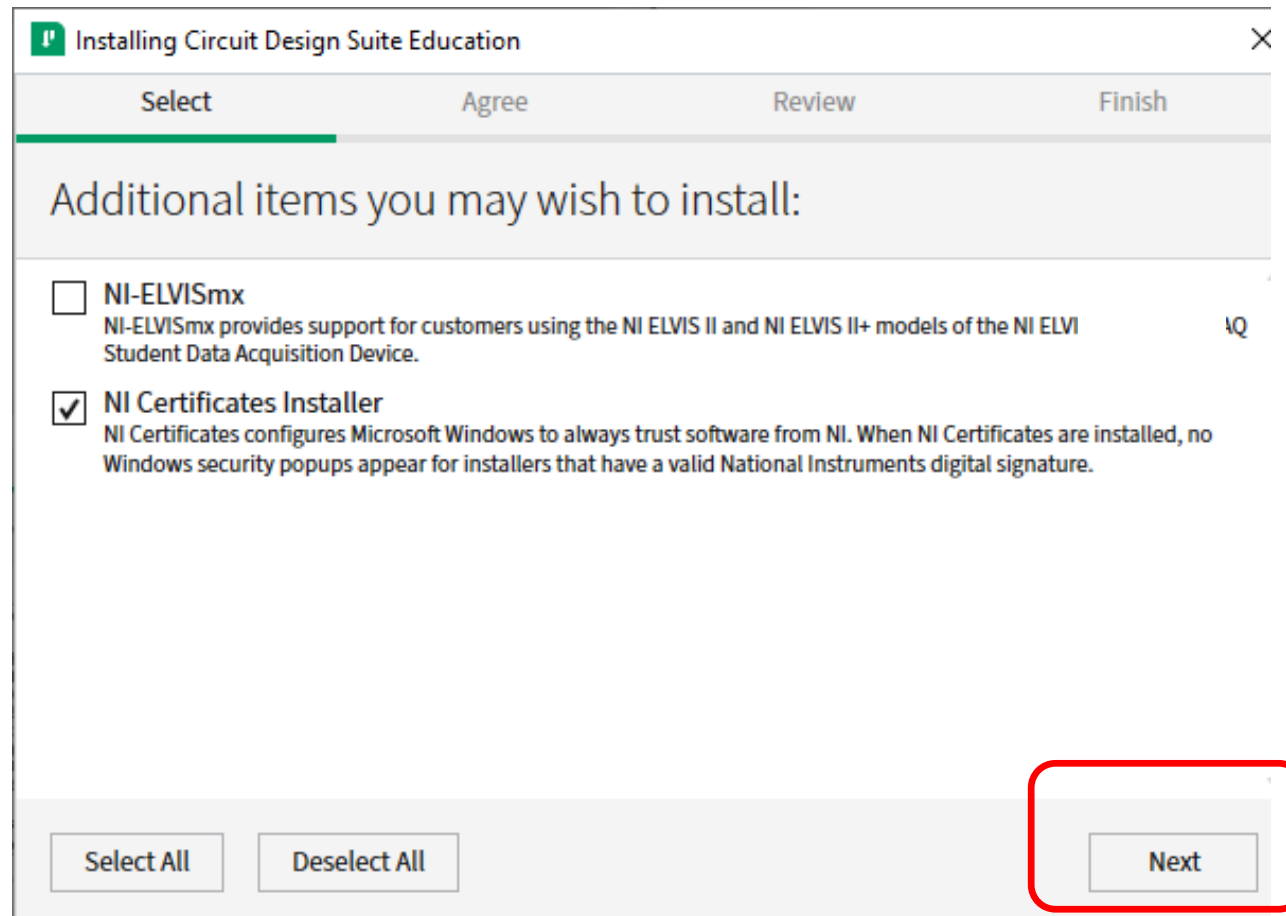
➤ Πρόοδος εγκατάστασης



Εγκατάσταση του Circuit Design Suite



➤ Επιλογή Πακέτων



Εγκατάσταση του Circuit Design Suite



➤ Επιλογές ενημερώσεων

NI Update Service



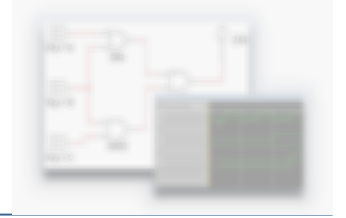
NI Update Service checks for available updates each time you install new NI software. Would you like NI Update Service also to check for updates periodically?

Note: If updates are available, you can choose whether to install or ignore them. Updates are never installed automatically.

Yes

No

Εγκατάσταση του Circuit Design Suite



➤ Αποδοχή της άδειας χρήσης λογισμικού

Installing Circuit Design Suite Education

Select Agree Review Finish

You must accept the license agreements below to proceed.

NI Microchip

NATIONAL INSTRUMENTS SOFTWARE LICENSE AGREEMENT

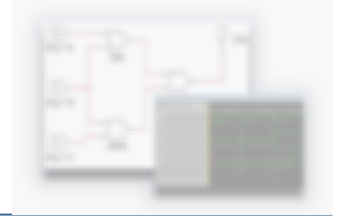
CAREFULLY READ THIS SOFTWARE LICENSE AGREEMENT ("AGREEMENT"). BY DOWNLOADING THE SOFTWARE AND/OR CLICKING THE APPLICABLE BUTTON TO COMPLETE THE INSTALLATION PROCESS, YOU AGREE TO BE BOUND BY THE TERMS OF THIS AGREEMENT. IF YOU DO NOT WISH TO BECOME A PARTY TO THIS AGREEMENT AND BE BOUND BY ITS TERMS AND CONDITIONS, DO NOT INSTALL OR USE THE SOFTWARE, AND RETURN THE SOFTWARE (WITH ALL ACCOMPANYING WRITTEN MATERIALS AND THEIR CONTAINERS) WITHIN THIRTY (30) DAYS OF RECEIPT. ALL RETURNS TO NI WILL BE SUBJECT TO NI'S THEN-CURRENT RETURN POLICY. If you are accepting these terms on behalf of an entity, you agree that you have authority to bind the entity to these terms.

This license agreement applies to the following packages: NI Update Service, NI License Manager, LabVIEW Runtime (32-bit), LabVIEW Runtime (32-bit), LabVIEW Runtime (32-bit), LabWindows/CVI Shared Runtime, Circuit Design Suite Education

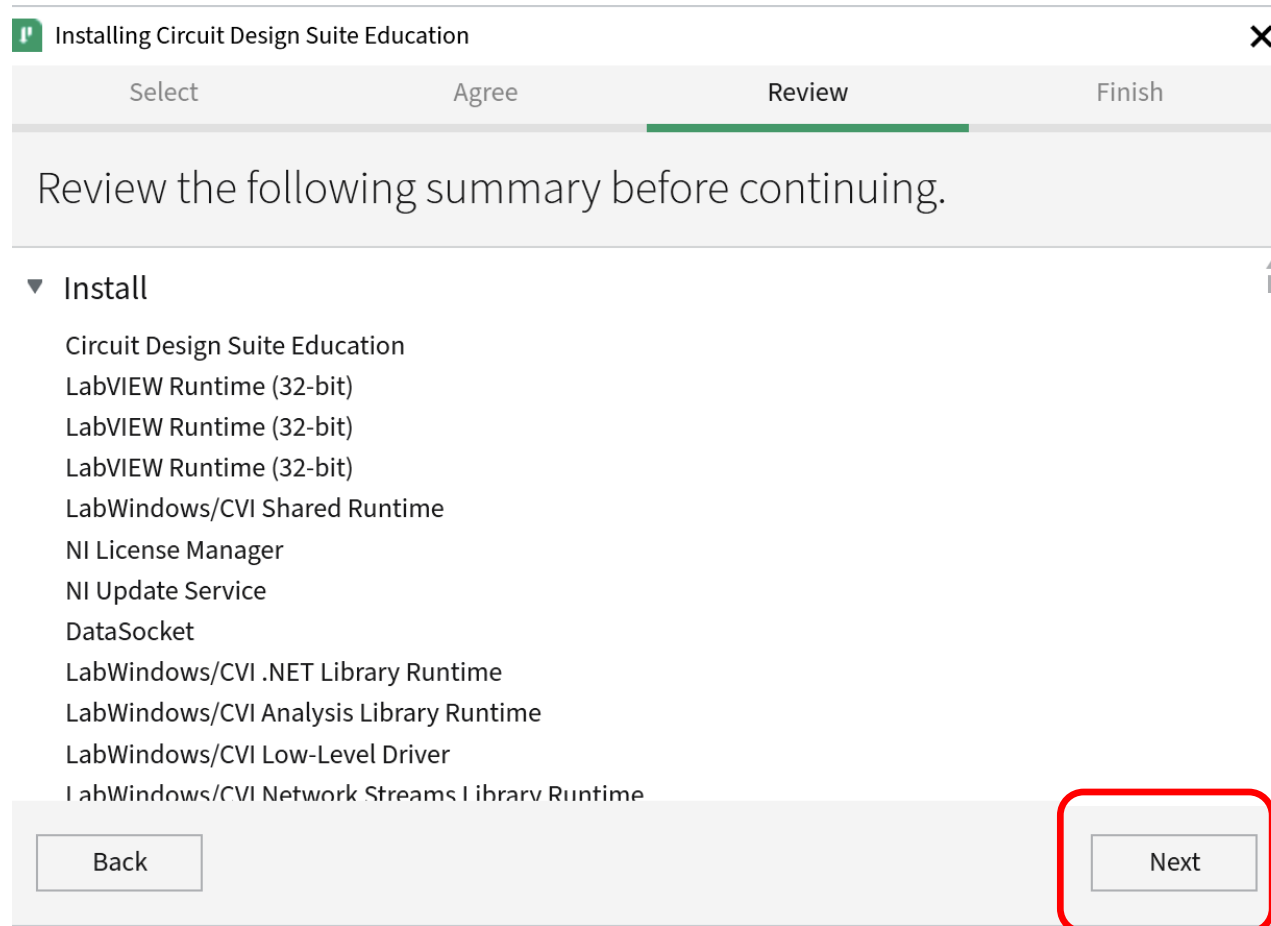
I do not accept all the license agreements. I accept the above 2 license agreements.

Next

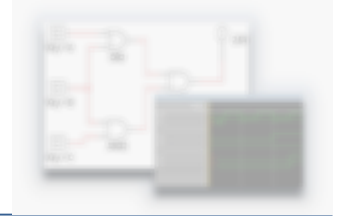
Εγκατάσταση του Circuit Design Suite



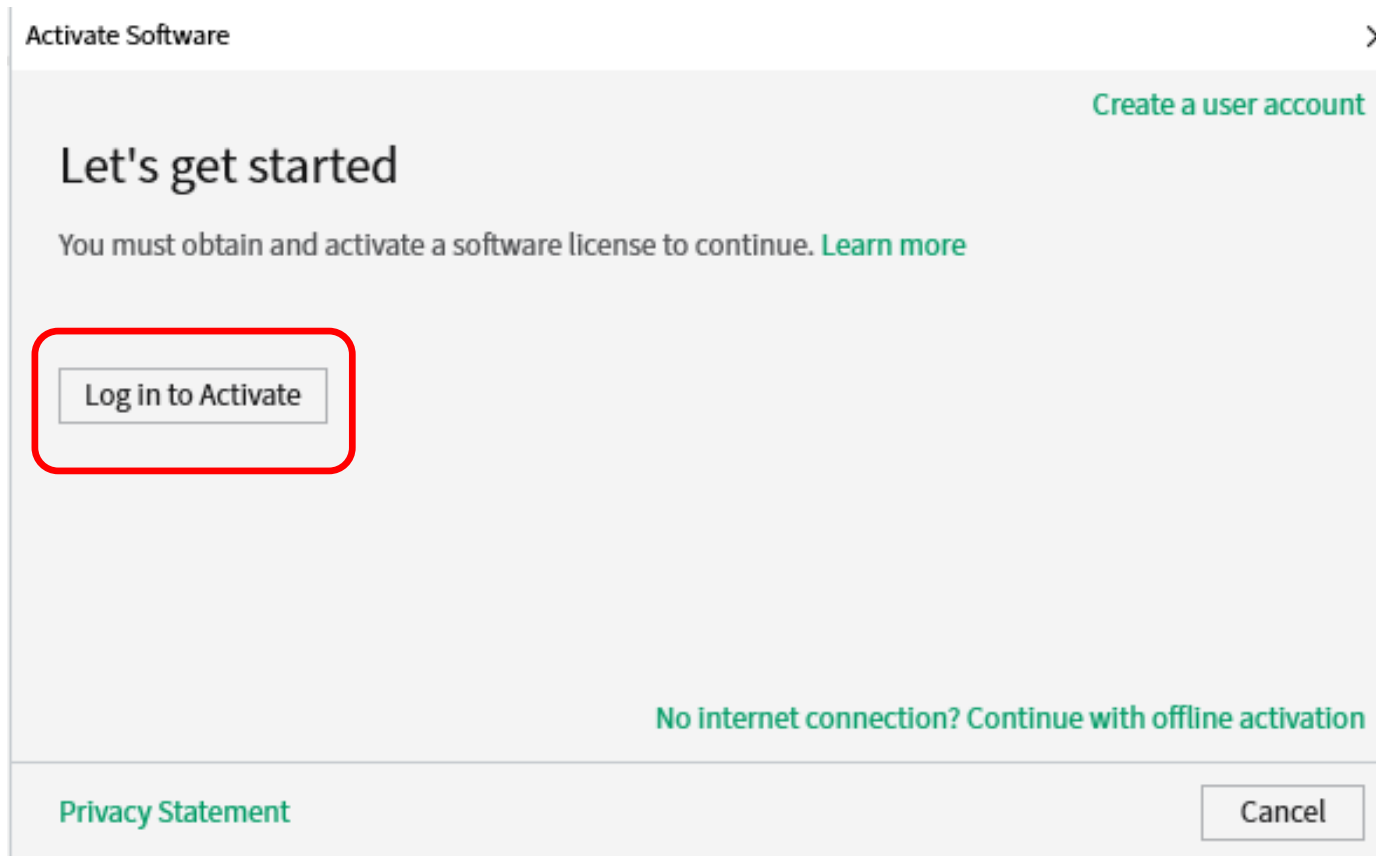
➤ Επισκόπηση εγκατάστασης



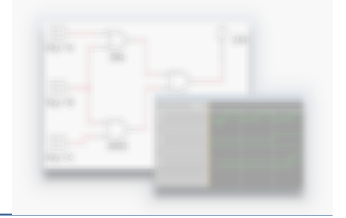
Ενεργοποίηση Λογισμικού



➤ Είσοδος στον **λογαριασμό στην NI**



Ενεργοποίηση Λογισμικού




- Χρησιμοποιήστε τα email και password του προφίλ σας στην NI.

NI User Account

NI User Account

Log in to continue

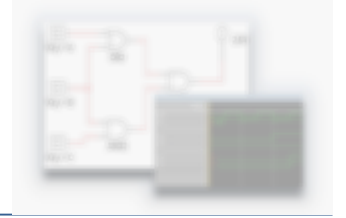


Email

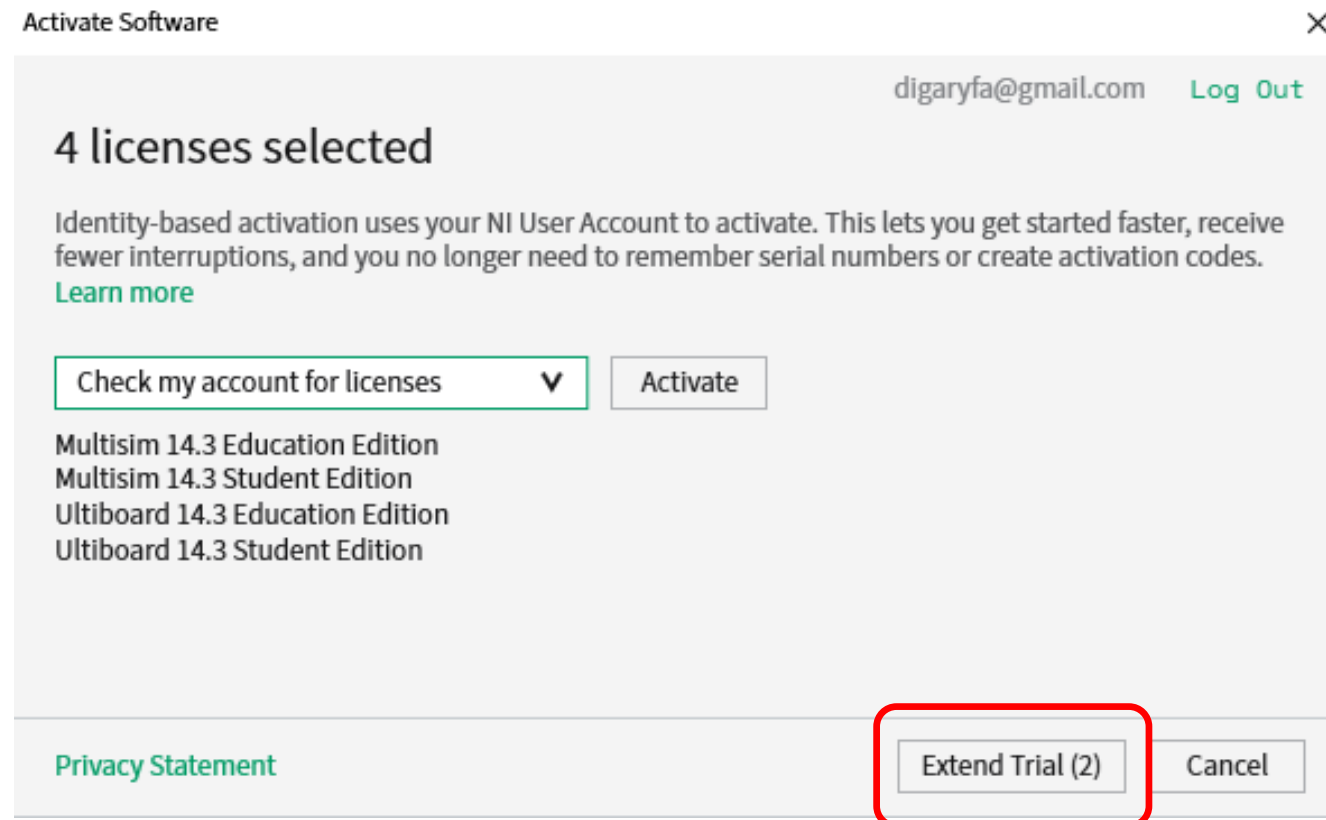
Password [Forgot password?](#)

LOGIN

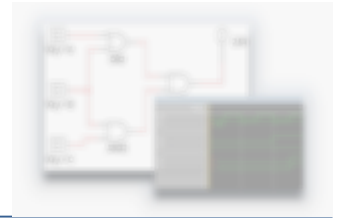
Ενεργοποίηση Λογισμικού



➤ **ΠΡΟΣΟΧΗ!!!** Επιλέξτε μόνο **Extent Trial**



Ολοκλήρωση Εγκατάστασης



➤ Επιτυχής ενεργοποίηση

Activate Software ×

Congratulations!

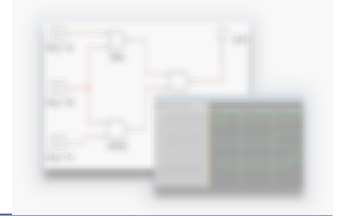
You have successfully extended the trial for the following products. Remaining licenses likely either have no available trial extension, or the trial extension has already started or expired.

2 EXTENDED 2 REMAINING

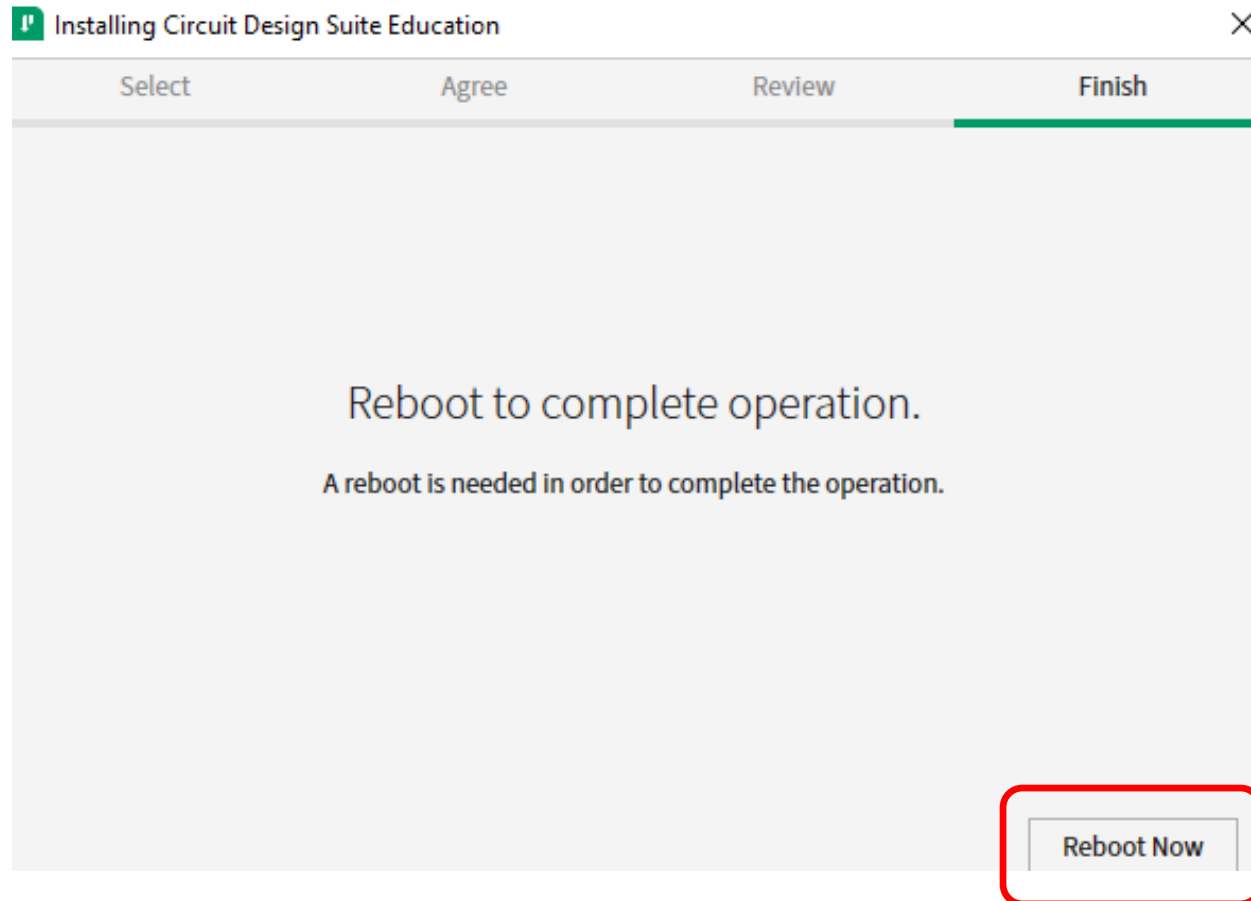
- ✓ 45 days - Multisim 14.3 Education Edition
- ✓ 45 days - Ultiboard 14.3 Education Edition

Product Registration Activate Remaining Finish

Ενεργοποίηση Λογισμικού



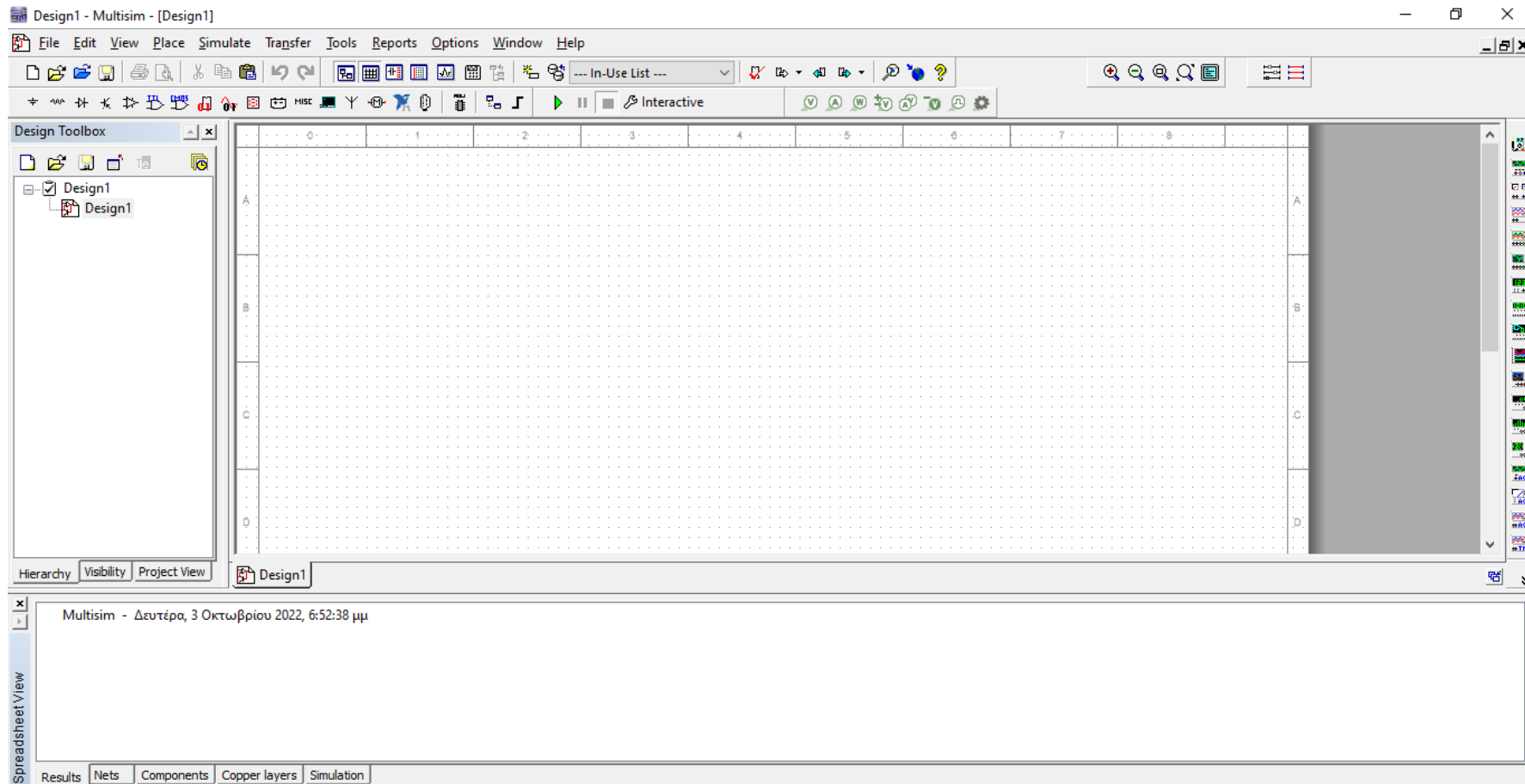
➤ Επανεκκίνηση υπολογιστή



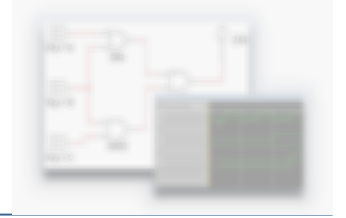
Περιβάλλον εργασίας του Multisim



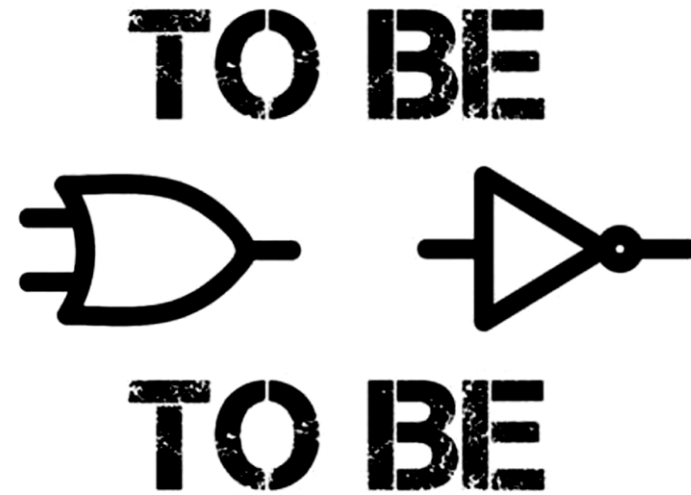
- Η εγκατάσταση του Multisim έγινε με **επιτυχία**



Ευχαριστώ για την προσοχή σας!



➤ Ερωτήσεις / Απορίες ;



Επικοινωνία: <http://eclass.uth.gr>