



The Emergence CSs Phenomenon: Spatial effects and patterns

Δρ Στέλλα Μανίκα
Εργαστήριο Μορφολογίας και Σχεδιασμού Αστικού Χώρου

Digital economies

- Digital economies foster both dispersion and concentration of economic activities
 - **Decouple of workers and fixed job locations** (Bizzarri, 2010)
 - overcoming spaces and multi-locality
 - digital industrial revolution on the possible ubiquitousness and democratization of work, society, and urban space are highly disputed (Anderson, 2012; Isin and Ruppert, 2015).

Digital economies

- Sharing the same space may provide a collaborative community
- Relational and geographic proximity within these new working spaces may foster information exchange and business opportunities (Spinuzzi, 2012; Parrino, 2015).
- Highly individualized jobs are characterized by frequent nonstandard employment patterns (Cappelli and Keller, 2013)
- **Nomadic and precarious worklife** (Gandini, 2015) in search of new forms of identification.
- **Microclusters**

← → ↻ 🏠 <https://wiki.coworking.org/w/page/16583854/HatFactory>

Coworking wiki


🌐 **coworking**

📖 Wiki 📁 Pages & Files

VIEW EDIT

HatFactory

last edited by PBworks 13 years, 1 month ago 📄 Page history



[The Hat Factory](#)

801 Minnesota #8

San Francisco, CA 94107

[Yahoo! Map](#)


Introductory \$200 for the first month.

\$250 per month for every month after.

Overview

→ ↻ 🏠 <https://wiki.coworking.org/w/page/16583854/HatFactory>

Overview




A venue (with good coffee and wifi) for independent consultants, workers, students, social geeks, vloggers and cultured folks to come work, relax, collaborate.

- [Goals and objectives](#)
- [Why now?](#)
- [Who we intend to serve](#)
- [SF Calendar of Events](#) - upcoming events taking place at The Hat Factory

Recent updates

- [June 14 Meeting](#)
- [June 1 Meeting](#)
- [20060420MissionDistrictSurveys](#)
- [20060327MeetupNotes](#)
- 20060325 Chris says: *There will be a meetup Monday at 715pm at [RitualRoasters!](#) I've also refactored the wiki to make it more organized.*



Let your members visit participating spaces around the world for free

coworking.org/visa

Join the Coworking Visa

→ ↻ 🏠 <https://wiki.coworking.org/w/page/16583854/HatFactory>

Join the Coworking Visa

The Coworking Visa allows members of participating spaces to visit other spaces in the network, free of charge.

[View the map](#) and [add your space!](#)

Upcoming conferences

- [Global Coworking Unconference Conference \(GCUCC\)](#) - Now with conferences taking place around the world!
- [Coworking Unconference Asia](#)
- [Coworking Europe](#) - Amsterdam, November 2018

Get involved

- Join the [Coworking discussion group](#)
- Join the [Coworking Leadership Slack channel!](#)
- [Follow us](#) on Twitter and use the [#coworking](#) hashtag!
- [Like us](#) on Facebook!
- Join the [LinkedIn Group](#)

Business matters

- [Business model brainstorming](#)
- [Services that should be offered](#)
- [Furniture, Equipment, Supplies and other things that we want](#)
- [Management operations](#)
- [Marketing plan](#)
- [Wiki Overhaul](#) Thinking about the information architecture here
- [SF Website](#)

Who's at Hat Factory (The Anchors)

- [Jay Dedman](#)
- [Ryenne Hodson](#)
- [Schlomo Rabinowitz](#)
- [Brad Neuberger](#)
- [Darius Roberts](#)
- [Chris Ritke](#)
- [Lorelei](#)
- [David Doolin](#)
- [Neil Drumm](#)
- [Matt Cheney](#)

Lurkers

- [PeterKaminski](#) (also interested in [SanMateoCoworking](#) or [PaloAltoCoworking](#))
- [NancyTubbs](#) (interested in [PaloAltoCoworking](#))
- [RacheilMurray](#) (interested in [PaloAltoCoworking](#), occasional SFCoworking drop-in)
- [Grace Davis](#) (interested in [SantaCruzCoworking](#))
- [LizHenry](#) (interested for later this year - also in San Mateo/Peninsula space)
- [Raines Cohen](#) (may upgrade depending on dynamics of space/participants, degree of connection with what I'm doing)
- [Christopher Allen](#) (interested if near BART)
- [Graham Freeman](#) (might want to rent space for weekly meetings for a [tech co-op](#).)
- [Matt Chou](#) (interested in the space)
- [Ted Scharff](#) (anchored to some other office at the moment, but interested in the future of coworking and teh hat factory).

<https://wiki.coworking.org/w/page/16583854/HatFactory>



The first coworking space?

".....I could have the Spiral Muse space two days a week for \$300 a month, with any extra money that I might make from participants above and beyond \$300. The one thing though was that I would have to set up the space each of those days and then break everything down as I couldn't leave any permanent additions."

Accessed

http://codinginparadise.org/ebooks/html/blog/s_tart_of_coworking.html

Keys

- Milan
- Italian financial and economic hub (OECD, 2006)
- Represents the core of the Italian knowledge-based, creative, digital, and sharing economy (Camera di Commercio di Milano, 2016),
- thus being the city hosting the largest number of co-working spaces in Italy (MyCowow, 2014).


Μιλάνο – key pillars

- Ανάπτυξη έρευνας – καινοτομίας – τουρισμού – επενδύσεων
- Ανομοιογένεια στις γειτονιές της πόλης
- Υποβαθμισμένες γειτονιές

PowerPoint Presentation - iap_milan_2018_-_en.pdf
https://urbact.eu/sites/default/files/iap_milan_2018_-_en.pdf

4 από 35

The problem: a city at different paces



RUNNING AHEAD
The city recovered from the crisis thanks to innovation, growing tourism and investments

STAYING BEHIND
But the polarization between different parts of the city and society is likely to increase


https://urbact.eu/sites/default/files/iap_milan_2018_-_en.pdf

https://urbact.eu/sites/default/files/iap_milan_2018_-_en.pdf

5 από 35


The problem: a city at different paces

- ▶ **THE CITY CENTRE AND “NEW CITY CENTRES”**
 - Local added value + 1.1%
 - Number of companies + 1.5 (double the national average)
 - Export + 4% (back at pre-crisis levels)
 - University students + 13%
 - Tourists 3 million (+ 13.1%)
- ▶ **DEGRADED PERIPHERIES**
 - 20.000 families receive income support
 - 20.000 minors in poverty
 - average income of a single parent family is € 4.800
 - one minor every 20 at risk of school dropouts
 - 70 thousand NEET



RUNNING AHEAD

The city recovered from the crisis thanks to innovation, growing tourism and investments



STAYING BEHIND

But the polarization between different parts of the city and society is likely to increase

https://urbact.eu/sites/default/files/iap_milan_2018_-_en.pdf

Milano – smart city

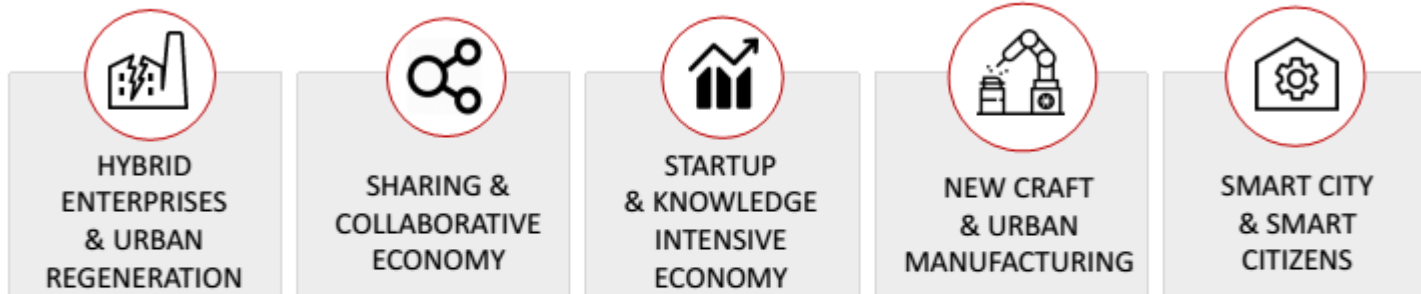
- Συνεργασία Δήμου Μιλάνου και Εμπορικού Επιμελητηρίου
- Μετατόπιση ενδιαφέροντος από τις τεχνολογικές εφαρμογές στην κοινωνική συνοχή
- Ποικιλία φορέων συμμετείχε στη διαδικασία λήψης αποφάσεων



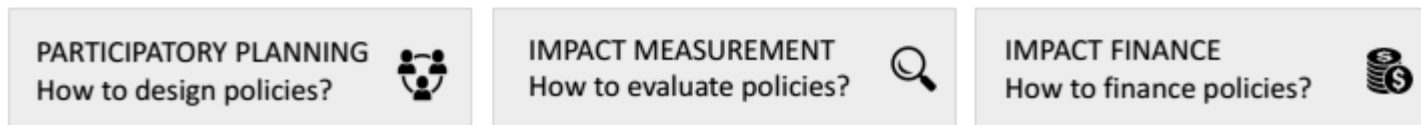
MUNICIPALITY OF MILAN
Urban Economy and Employment



5 LINES OF ACTION



3 CROSS SECTORAL ACTIONS



<https://labgov.city/theurbanmedialab/smart-city-development-the-milan-mode/>

https://urbact.eu/sites/default/files/iap_milan_2018_-_en.pdf

Ιδιαίτερη πρωτοπορία του Μιλάνου

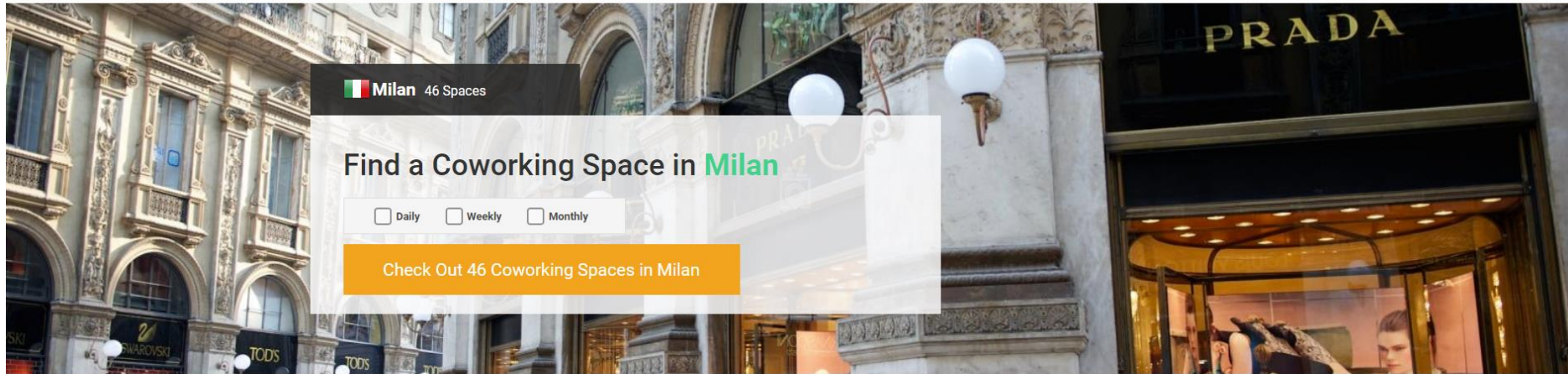
- Social street
- Δημιουργία χώρων co-working
- Φροντίδα για την επανάχρηση εγκαταλελειμμένων δημόσιων χώρων για εργαστήρια και χώρους συμμετοχικής οικονομίας
- Ίση πρόσβαση στον τομέα των πληροφοριών



<http://www.socialstreet.it>

The Social Street is a form of neighborhood communities, whose purpose is to «*promote socialization between neighbors in the same street in order to build relationships, to interchange needs, to share expertise and knowledges, to implement common interest projects, with common benefits from a closer social interaction [...] It is a no-profit activity with social purpose. Social Street is not pursuing any political, religious, ideological view. It brings people together with the sole criterion of the proximity between area residents*»

<https://labgov.city/theurbanmedialab/social-street-different-directions-towards-commons-management-of-public-spaces/>



Top Coworking Spaces in Milan and Nearby



Atabaliba



Co+Fabb



Multiverso Como



Collettivo Virale



<https://www.coworker.com/italy/milan>



We create **campuses** to empower digital and tech communities by connecting them globally

JOIN THE BIGGEST COMMUNITY OF DIGITAL AND TECH PROFESSIONALS IN EUROPE.

<https://talentgarden.org/>

Regus response to COVID-19 >



LOCATIONS PRODUCTS BUSINESS SIZE AGENTS

English ▾

Create an account

Call: +39 06 8750 1346

LOGIN

BOOK A TOUR

PLANS & PRICING

STAY PRODUCTIVE WITH MODERN WORKSPACE AND CO-WORKING SOLUTIONS

The largest network of office, co-working and meeting spaces | 3000 locations in 120 countries

📍 Enter a city

SEARCH 🔍

Use my location >

WE USE COOKIES TO PROVIDE AND IMPROVE OUR SERVICES AND ENHANCE YOUR BROWSING EXPERIENCE. BY CONTINUING TO USE OUR SITE YOU CONSENT TO THE USE OF COOKIES.
[LEARN MORE HERE.](#)

ACCEPT

<https://www.regus.it/en-it>

Economia Urbana e Lavoro

Progetti e iniziative del Comune di Milano per il lavoro, lo sviluppo e l'innovazione



- Assessore
- Direzione
- Riconoscimenti
- Report
- Video

PROGETTI IN CORSO



ALBI E REGISTRI

Milano Aiuta: un catalogo di servizi collaborativi

Consulta il catalogo dei servizi collaborativi e dei progetti di innovazione promossi da startup associazioni imprese istituzioni

#Impresa e startup
#Sharing economy



PROGETTI EUROPEI

SEE ME IN

Con "See Me In", finanziato dal programma comunitario Central Europe, l'imprenditoria degli immigrati diventa più competitiva

#Innovazione sociale
#Lavoro



BANDI E CONTRIBUTI

Secondo bando La scuola dei quartieri

Scadenza prorogata fino alle ore 12.00 del giorno 8 giugno 2020

#Impresa e startup
#Innovazione sociale



INIZIATIVE DEL COMUNE

Progetto Lorenteggio

I destinatari del progetto sono disoccupati, di età superiore ai 18 anni e residenti nel quartiere Lorenteggio

#Formazione
#Lavoro



INIZIATIVE DEL COMUNE

Smart Lab - Milano Concilia 4.0

Costruire una fondamentale collaborazione tra pubblico e privato per sperimentare



SPAZI IN CITTÀ

Smart city Lab

Un nuovo spazio di incubazione per i progetti di città intelligente

<https://economiaelavoro.comune.milano.it/>

Σχέση οικονομίας και κοινωνίας

- Milano smart city: συνεργασία δημόσιων και ιδιωτικών φορέων
- Δράσεις κοινωνικής αναγέννησης
- Προσπάθειες κοινωνικού μετασχηματισμού
- Δημιουργία θέσεων εργασίας
- Επίλυση στεγαστικού ζητήματος
- Βελτίωση υποδομών



Hybrid Enterprises & urban regeneration



MUNICIPAL POLICIES : MILESTONES AND RESOURCES

*The Municipality is maturing experience in supporting hybrid forms of entrepreneurship for urban regeneration.
The new financed actions will be supporting new companies with a social impact at the peripheries.*

2013 > today

POLICIES FOR NEW HYBRID ECONOMIES

Microcredit,
reuse of public
buildings, social
enterprise
funding etc.

€ 5.340.000
Municipality &
central
government

2016

BASE MILANO

Ex Ansaldo industry
space regenerated
to become a
Cultural Hub open
to events,
coworking spaces
and creativity
initiatives.

2016 > 2017

CIVIC CROWDFUNDING

First in Italy for
social impact civic
projects.

50% budget
crowdfunding
+ 50%
Public
administration
€ 656.549
Municipality

2017 > 2019

OPEN AGRI PROJECT

Experimentation
of an urban
agriculture district
in the south area
of Milan

€ 6.246.000 total
EU budget
FESR 2014-20 UIA
program

2018 > 2022

INCLUSIVE INNOVATION HUB

Support for hybrid
enterprises with a
social impact at
the periphery

€ 4.800.000
Pon Metro Milano
€ 1.200.000 POR
FESR Lombardy
€ 1.800.000
funding search

WE ARE HERE

https://urbact.eu/sites/default/files/iap_milan_2018_-_en.pdf



Sharing & Collaborative Economy



MUNICIPAL POLICIES : MILESTONES AND RESOURCES

The Municipality of Milan was the first institution in Italy to support sharing economy. Today the sector is growing strongly. The new actions will aim at increasing the impact of the sharing economy in peripheral areas of the city.

2013 > 2017

POLICIES FOR COWORKING

Support for investments, vouchers for workers, support for the opening of coworking in the periphery

€ 700.000
municipality

2016

FIRST ACTION PLAN CODESIGN

Public hearing of stakeholders and experts, Focus groups, online collection of amendments

2016

MILANO SHARING CITY

Guidelines for the Sharing Economy development in Milano

2016 > 2018

POLICIES IMPLEMENTATION

Experts and operators register, social and training projects in collaboration with large platforms, opening of CoHub, a public hub focused on sharing economy

2018 > 2021

SHARING ECONOMY IN PERIPHERIES

Training, networking and capacity building for companies with a social impact operating in the suburbs.

€ 200.000
Funding search

WE ARE HERE

https://urbact.eu/sites/default/files/iap_milan_2018_-_en.pdf



Startup & knowledge intensive economy

MUNICIPAL POLICIES : MILESTONES AND RESOURCES

The Municipality collaborates with universities, entrepreneurs' organisations and the Chamber of Commerce in supporting innovative start-ups. The goal of the new actions is to experiment with innovative services and increase social impact in the peripheries.

2013 > today

POLICIES FOR STARTUPS

Support for incubators and accelerators, partnership with Entrepreneurs' organisations and Chamber of Commerce

€ 803.500
municipality

2016

FABRIQ, SOCIAL STARTUP INCUBATOR

Opening of the first incubator for social start-ups, grant for starting up activities.

€ 585.000
municipality

2016

INTERNATIONAL EXCHANGES

Agreement with the Cities of Amsterdam and New York City for study visits and soft landing

2017

SCALING UP NETWORK

Joining the "Scale" European network to support the growth of start-ups

2018

SOCIAL IMPACT STARTUPS IN PERIPHERIES

Support for startups and experimentation of innovative services

€ 300.000
municipality
€ 700.000 funding search

WE ARE HERE

https://urbact.eu/sites/default/files/iap_milan_2018_-_en.pdf



Smart city & Smart citizens



MUNICIPAL POLICIES : MILESTONES AND RESOURCES

In 2014 the City of Milan, after a consultation process, approved the Milan Smart City guidelines. Today, projects and experiments are carried on in the neighbourhoods. The new actions aim to transform all the suburbs of the city in smart areas.

From 2013

MILANO SMART CITY GUIDELINES

Action in 7 points, creation of an organisation with institutional partners, coordination between sectors of the Municipality.

2016 > 2017

OPEN CARE PROJECT

Digital social innovation project on making, digital technologies and care processes.

€ 1.588.000
Horizon 2020
CAPSI

2016 > 2020

SHARING CITIES PROJECT

Creation of a "smart" neighbourhood in the periphery of Milan in partnership with Lisbon and London.

€ 8.600.000
Horizon 2020
Lighthouse

2016 > 2019

SMART CITY LAB

Opening of an incubator for companies specialized in smart technologies

€ 500.000
municipality funds
€ 5.000.000
government funds

2018

SMART PERIPHERIES

Support for the experimentation of smart city technologies in the suburbs

Funding search
€ 2.000.000

WE ARE HERE

https://urbact.eu/sites/default/files/iap_milan_2018_-_en.pdf

Ενεργά εργαστήρια

- Διεθνής Πόλη
- Αστική Κινητικότητα
- Περιβαλλοντικές και Ενεργειακές Πολιτικές
- Κοινωνική Συνοχή
- Εργαστήριο Ευ Ζην
- Πρόσβαση σε Δημόσιες Υπηρεσίες και Έγγραφα
- Εργαστήριο Προώθησης της Επιχειρηματικότητας



<https://www.slideshare.net/varunmatj/smart-city-milano>



#Smart city

Progetti e iniziative del Comune di Milano per rendere la città sempre più intelligente e sostenibile grazie alla tecnologia e alla partecipazione di imprese, attori sociali e i cittadini.



PROGETTI EUROPEI

Smart Cities Lighthouse: Sharing Cities

Un progetto europeo per trasformare la zona di Porta Romana / Vettabbia in un distretto smart

data di avvio: 01/01/2016

data di conclusione: 31/12/2020




REPORT E DOCUMENTI

Linee guida Milano Smart City

Approvato nel 2014, in preparazione dell'Expo, il documento definisce gli indirizzi per rendere Milano una città intelligente.

Browser address bar: https://www.comune.milano.it/ricerca?_com_liferay_portal_search_web_search_bar_portlet_SearchBarP...



Comune di
Milano

Search bar: | [Αγγλικά](#) |

THE MUNICIPALITY OF MILAN | THEMATIC AREAS | SERVICES

PRESS OFFICE

Home > Research

News

Smart city . Wellbeing City 2019 is Milan
The Civic Crowdfunding project, initiated by the Administration, has allowed Milan to defeat the over 100 competing cities from 27 nations Milan, 20 June 2019 - The Lombard capital is the winner of the Wellbeing **City** 2019 title, the prestigious international recognition that rewards [...]
Ultimo aggiornamento June 20, 2019

News

Smart city . Milan wins the Wellbeing city 2019 award
The recognition will be awarded in June in Montreal for the civic crowdfunding project Milan, 23 May 2019 - The civic crowdfunding project of the Municipality of Milan will be awarded in Montreal as the best initiative aimed at improving urban well-being. The Lombard capital is the winner of the ti [...]
Ultimo aggiornamento 27 May 2019

News

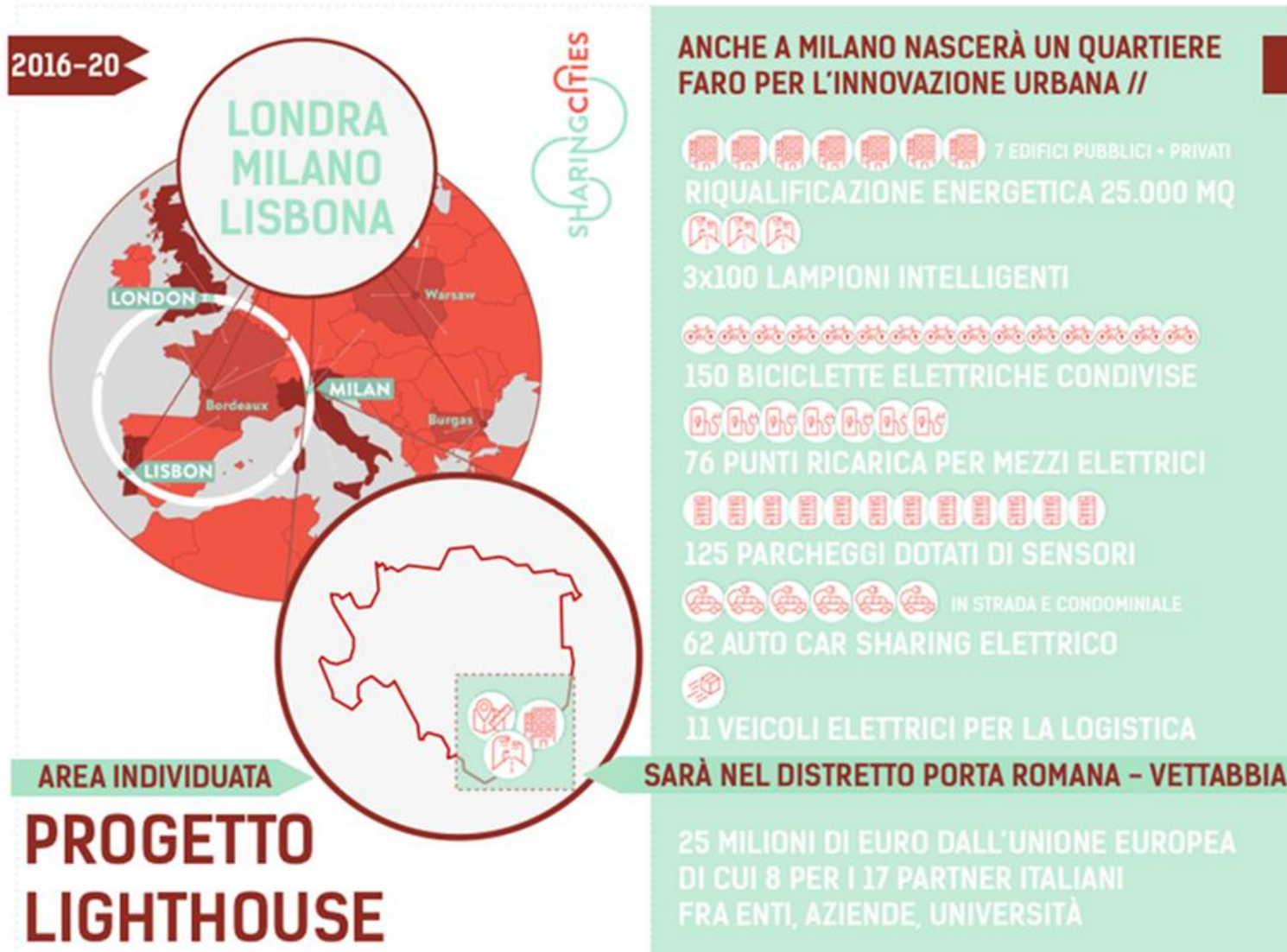
Smart City . Wednesday Tajani at the presentation of the Milano Green Forum
Milan, 23 July 2019 - Tomorrow, Wednesday 24 July, at 11.30 am in the Press Room of Palazzo Marino, the councilor for Labor Policies, Productive Activities, Commerce and **Smart City** , Cristina Tajani with Federico Manca, Project Manager of the project , present the first edition of Milano Green [...]
Ultimo aggiornamento 23 July 2019

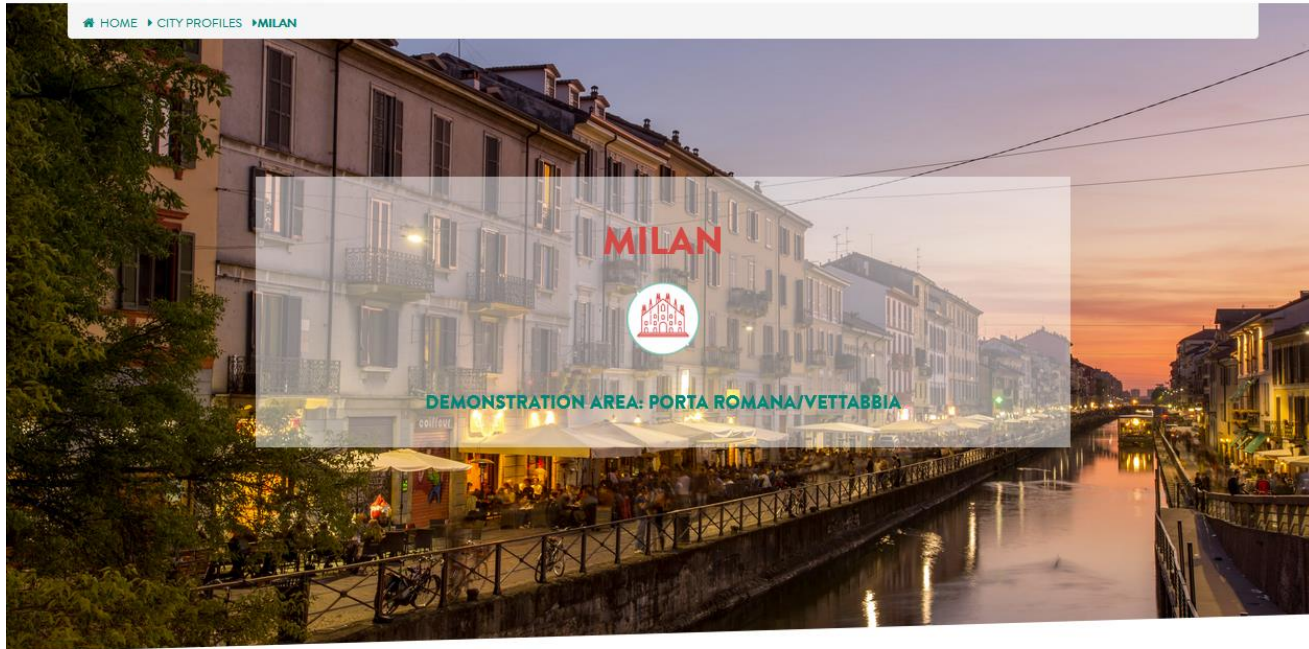
News

Town Council Classroom approves change of name of the "Smart City" Association

<https://www.comune.milano.it>

SHARING CITIES “LIGHTHOUSE”





MILAN'S PROFILE

<http://www.sharingcities.eu/sharingcities/city-profiles/milan>

PEOPLE - PLACE - PLATFORM

Sharing Cities aims to demonstrate how thoughtfully designed, integrated, open source solutions can be developed to serve the interest of the citizens in an affordable and scalable manner. It is built on the three key principles of People, Place, Platform:

PEOPLE: User-centric smart city services co-designed with citizens

PLACE: Infrastructure solutions for low-energy districts, e-mobility, retrofitting of buildings, installation of sustainable energy management systems and smart lamp posts

PLATFORM: Urban sharing platform based on open data



<http://www.sharingcities.eu/sharingcities/smartcities>

BOOST-INNO (Boosting Social Innovation).

- Hybrid enterprises and urban regeneration
- Sharing and collaborative economy
- Start-up & knowledge intensive economy
- New craft & urban manufactory
- Smart city & smart citizens



https://urbact.eu/sites/default/files/iap_milan_2018_-_en.pdf

Hybrid & Urban Regeneration

ΔΡΑΣΕΙΣ

- 2013-σήμερα _ Πολιτικές για Νέες Υβριδικές Οικονομίες
- 2016 _ Base Milano
- 2016-2017 _ Χρηματοδοτήσεις από Πολίτες
- 2017-2019 _ Open Agri project
- 2018-2022 _ Inclusive Innovation Hub

Sharing Collaborative Economy

ΔΡΑΣΕΙΣ

- 2013-2017 _ Πολιτικές για co-working
- 2016 _ Δημόσια διαβούλευση με μετόχους και ειδικούς
- 2016 _ Milan Sharing City.
- 2016-2018 _ Policies Implementation.
- 2018-2021 _ Sharing Economies in Peripheries.

Start-up & knowledge economy

Δράσεις

- 2013-σήμερα _ Πολιτικές για start-ups
- 2016 _ Fabric Social Start-Up Incubator.
- 2016 _ Διεθνείς ανταλλαγές: Σύμφωνο με Άμστερνταμ και Νέα Υόρκη για εκπαιδευτικές επισκέψεις.
- 2017 _ Δίκτυο Scaling Up. Εισαγωγή στο Ευρωπαϊκό δίκτυο Scale που στηρίζει την ανάπτυξη start -up εταιρειών.
- 2018 _ Start-Ups με Κοινωνικό Αντίκτυπο σε Υποβαθμισμένες Περιοχές

New Craft & Urban Manufactory

ΔΡΑΣΕΙΣ

- 2013-σήμερα _ Στρατηγικές για Εργαστήρια.
- 2016-2017 _ Σχέδιο Δράσης Συμμετοχικού Σχεδιασμού.
- 2016-2020 _ Σχέδιο Manifattura Milano.
- 2018 _ Εγκαίνια Milano Luiss Hub
- 2018-2021 _ Στήριξη Επενδύσεων Νέων Εταιρειών που Στεγάζονται στα Προάστια.

Smart City & Smart citizens

Δράσεις

- 2013 _ Milano Smart City. Δράσεις σε 7 τομείς, συνεργασία δημόσιων ιδιωτικών φορέων.
- 2016-2017 _ Open Care
- 2016-2020 _ Sharing Cities Project
- 2016-2019 _ Smart City Lab
- 2018 _ Smart Peripheries.

INCLUSIVE INNOVATION HUBS PROJECT

Δράσεις

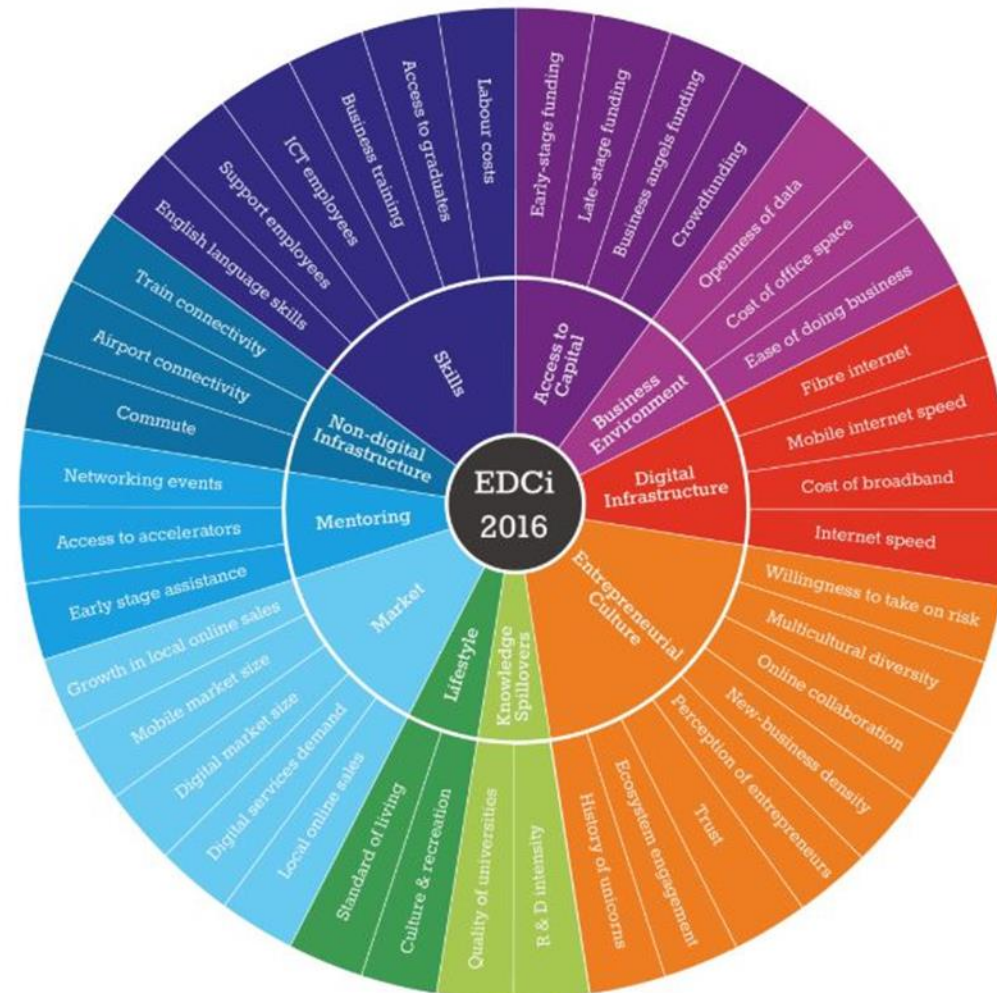
- Εκπαίδευση και έρευνα για τις νέες δυναμικές ανάπτυξης του Μιλάνου.
- Ψηφιακή πλατφόρμα για εσωτερικές διαδικασίες της διοίκησης.
- Ενίσχυση της κοινωνικής συνοχής και του συμμετοχικού σχεδιασμού
- Συναντήσεις που εκπαιδεύουν στο πως να υλοποιούνται ιδέες και καινοτόμες κοινωνικές επιχειρήσεις.
- Ενίσχυση project κοινωνικής αναγέννησης
- Ανάπλαση αστικού χώρου για να φιλοξενεί project κοινωνικής αναγέννησης και κοινωνικές υπηρεσίες.
- Εγκαίνια εργαστηρίων και hub, παρέχονται χώροι σε εταιρείες με τη συνεργασία δημόσιων και ιδιωτικών φορέων (Municipality of Milan).

Αποτελέσματα εφαρμογών - Κατατάξεις

CLASSIFICA GENERALE

ICityRate 2018

RATING 2018	CITTÀ	PUNTEGGIO	RATING 2018	CITTÀ	PUNTEGGIO	RATING 2018	CITTÀ	PUNTEGGIO	RATING 2018	CITTÀ	PUNTEGGIO
1	Milano	640,2	28	Biella	492,7	55	Terni	434,9	82	Sassari	334,7
2	Firenze	621,6	29	Siena	492,6	56	Cuneo	434,5	83	Isernia	331,7
3	Bologna	620,0	30	Rimini	491,9	57	Verbania	427,7	84	Nuoro	328,9
4	Trento	583,6	31	Brescia	489,5	58	Lucca	426,5	85	Campobasso	324,9
5	Bergamo	567,1	32	Lodi	488,0	59	Ascoli Piceno	425,2	86	Siracusa	323,2
6	Torino	547,7	33	Ferrara	485,2	60	L'Aquila	423,9	87	Latina	322,9
7	Venezia	544,1	34	Lecco	482,8	61	Asti	417,4	88	Palermo	322,1
8	Parma	539,1	35	Pavia	480,2	62	Lecce	408,9	89	Catania	312,9
9	Pisa	538,6	36	Belluno	476,8	63	Pescara	407,9	90	Cosenza	307,0
10	Reggio nell'Emilia	532,8	37	Novara	476,3	64	Fermo	405,7	91	Andria	302,7
11	Padova	532,5	38	Perugia	470,8	65	Massa	402,7	92	Messina	302,5
12	Ravenna	531,7	39	Como	469,6	66	Alessandria	402,1	93	Foggia	298,2
13	Pordenone	529,9	40	Aosta	468,3	67	Bari	391,6	94	Catanzaro	296,9
14	Trieste	523,2	41	Piacenza	467,9	68	Pistoia	390,3	95	Avellino	296,7
15	Roma	522,7	42	Arezzo	465,2	69	Grosseto	385,1	96	Ragusa	296,2
16	Cremona	522,6	43	Cagliari	459,1	70	Matera	384,9	97	Reggio di Calabria	292,5
17	Modena	521,0	44	Macerata	458,1	71	Frosinone	381,0	98	Benevento	287,6
18	Udine	520,6	45	Ancona	457,0	72	Rieti	369,5	99	Caserta	283,0
19	Mantova	516,0	46	Varese	455,1	73	Potenza	362,9	100	Brindisi	278,3
20	Bolzano - Bozen	512,9	47	Sondrio	455,1	74	Viterbo	360,8	101	Enna	275,1
21	Treviso	512,1	48	Prato	454,7	75	Imperia	357,6	102	Taranto	268,9
22	Verona	506,7	49	Vercelli	449,6	76	Teramo	354,8	103	Crotone	248,8
23	Genova	503,5	50	Gorizia	446,8	77	Rovigo	351,0	104	Trapani	237,4
24	Forlì	500,6	51	Pesaro	439,8	78	Oristano	350,2	105	Caltanissetta	235,9
25	Monza	496,6	52	Livorno	438,5	79	Napoli	345,3	106	Vibo Valentia	227,6
26	Vicenza	494,5	53	La Spezia	435,7	80	Salerno	342,9	107	Agrigento	225,2
27	Cesena	493,7	54	Savona	435,6	81	Chieti	336,6			



Συμπεράσματα

- Προσπάθεια μετατροπής σε μια πόλη χωρίς ανισότητες
- Χρηματοδοτήσεις από ευρωπαϊκά προγράμματα και από δημόσιους και ιδιωτικούς φορείς
- Χρήση καινοτόμων ψηφιακών τεχνολογιών

The Emergence CSs Phenomenon

- Growth of the information society
- The emergence of the “sharing economy”

Changes

- to space - **Triggering urban regeneration**
- to the economy,
- and to society (favoring knowledge transfer, informal exchange, interaction, and collaboration)

- **Coworking places and makerspaces**

The Emergence CSs Phenomenon

- Makerspaces like fabrication laboratories (Fab-Labs) transform digital data into physical objects (and vice versa).
- Integrate knowledge, creative, and digital workers.
- Geographical proximity and non-hierarchical relationships generate socialization and, consequently, business opportunities (Spinuzzi, 2012).
- Exchange of **tacit knowledge**
- Geographical, organizational and cognitive **proximity**

The Emergence CSs Phenomenon

Collaboration, accessibility, and community (Moriset, 2014)

“an atmosphere, a spirit, and even a lifestyle” (Moriset, 2014: 7)

“Increase of their personal reputations” which differ from the old ways of job access, such as family ties (Colleoni and Ardvisson, 2014)

The Emergence CSs Phenomenon

- Property value collapse created a strong economic downturn.
- Need to reduce unemployment
- **Post-crisis availability of cheap office spaces** (Moriset, 2014).

- The most profitable CSs are the largest ones.
- Need for rescaling of existing co-working spaces.

- **The effects of CSs are not obvious and risk-free.**